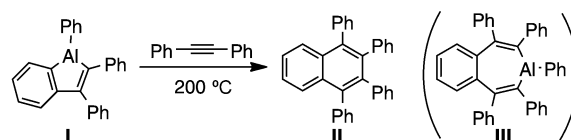


Ring Expansion to 1-Bromo-1-alumacyclonona-2,4,6,8-tetraene by Insertion of Two Alkyne Molecules into the Al–C Bonds**

Tomohiro Agou, Tatsuya Wasano, Takahiro Sasamori, Jing-Dong Guo, Shigeru Nagase, and Norihiro Tokitoh*

Abstract: Treatment of 1-bromo-2,3,4,5-tetraethylalumole (**1**) with 3-hexyne afforded the corresponding product 1-bromo-1-alumacyclonona-2,4,6,8-tetraene (**2**), accompanied by the formation of hexaethylbenzene. In the crystalline state, **2** forms a Br-bridged dimer with a pseudo C_2 -symmetric and twisted AlC_8 nine-membered ring. Deuterium-labeling experiments and DFT calculations on the reaction of **1** with 3-hexyne suggested that 1-bromo-1-alumacyclohepta-2,4,6-triene, which is formed by the insertion of one molecule of 1-hexyne into the Al–C bond of alumole **1**, is the key intermediate for the generation of **2** as well as hexaethylbenzene.

Reactions of heteroles with compounds containing carbon–carbon multiple bonds, such as alkynes, are useful methods to construct new heterocyclic skeletons with specific structures and properties. For instance, reactions of pentaarylboroles with internal alkynes afforded various cyclic boranes including 7-borabicyclo[2.2.1]hepta-2,5-diene and borepin derivatives.^[1] In contrast, reactivities of heavier Group 13 heteroles toward unsaturated compounds have been little unexplored to date.^[2] Eisch and Kaska investigated the reaction of benzoalumole **1**,^[3] which was generated in situ from $AlPh_3$ and diphenylacetylene, with diphenylacetylene (Scheme 1).^[4] At 200 °C, benzoalumole **1** was reported to react with diphenylacetylene to give a mixture of products containing naphthalene derivative **II**. Formation of **II** was explained in terms of the generation of compound **III** as the intermediate, though the reaction mechanism has not been elucidated. Furthermore, aluminum-containing heterocyclic compounds were not obtained in this reaction.



Scheme 1. Reaction of benzoalumole **1** with diphenylacetylene.^[4]

In the course of our studies on heavier Group 13 heteroles,^[5] we have recently reported the synthesis, structure, and some reactivities of 1-bromo-2,3,4,5-tetraethylalumole (**1**).^[6] Owing to the electron-withdrawing bromo group on the aluminum center, the electrophilic character of **1** would be enhanced, and thus **1** is expected to show a unique reactivity pattern toward alkynes. In this Communication, we describe the formation of 1-bromo-1-alumacyclonona-2,4,6,8-tetraene (**2**) by the reaction of **1** with 3-hexyne. The structure and formation mechanism of **2** are also discussed.

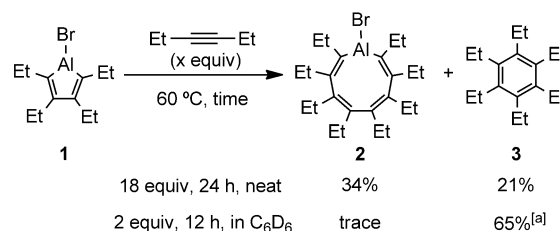
A mixture of 1-bromo-2,3,4,5-tetraethylalumole (**1**) and 3-hexyne (18 equiv) was stirred at 60 °C for 1 d. Complete consumption of **1** and generation of **2** and hexaethylbenzene (**3**) were shown by a 1H NMR spectrum of the crude reaction mixture (Scheme 2). Compound **2** is sparingly soluble in 3-hexyne and hexane, and thus **2** could be easily isolated as a colorless, thermally stable solid (m.p. 134–135 °C) by washing the crude material with cold hexane. In contrast, reaction of **1** with 2 equivalents of 3-hexyne in C_6D_6 at 60 °C afforded **3** as the major product (65 %, estimated by 1H NMR spectroscopy), and only a trace amount of **2** was detected. In both experiments, aluminum-containing products except for **2** could not be characterized.

The molecular structure of **2** was elucidated by X-ray crystallographic analysis (Figure 1).^[7] In the crystalline state, **2** formed a Br-bridged dimer with a crystallographic center of symmetry. The Al–Br bond lengths (2.5453(11) and 2.4694(12) Å) are comparable to those of the previously reported Br-bridged bromoalumane dimer [$Tip_2Al(\mu-Br)_2$]

[*] Dr. T. Agou, Dr. T. Wasano, Prof. Dr. T. Sasamori, Dr. J.-D. Guo, Prof. Dr. N. Tokitoh
Institute for Chemical Research, Kyoto University
Gokasho, Uji, Kyoto 611-0011 (Japan)
E-mail: tokitoh@boc.kuicr.kyoto-u.ac.jp
Dr. J.-D. Guo, Prof. Dr. S. Nagase
Fukui Institute for Fundamental Chemistry, Kyoto University
Kyoto, Kyoto 606-8103 (Japan)

[**] This work was partially supported by the JSPS KAKENHI (Nos. 24109013, 24550048, 2662028, and 15H05477), the MEXT Project of Integrated Research on Chemical Synthesis from the Ministry of Education, Culture, Sports, Science, and Technology (Japan), the “Molecular Systems Research” project of the RIKEN Advanced Science Institute, and the Collaborative Research Program of the Institute for Chemical Research, Kyoto University. T.A. is thankful for the Ube Industries Award in Synthetic Organic Chemistry (Japan).

Supporting information for this article is available on the WWW under <http://dx.doi.org/10.1002/anie.201504468>.



Scheme 2. Reaction of alumole **1** with 3-hexyne. [a] Yield estimated using 1H NMR spectroscopy.

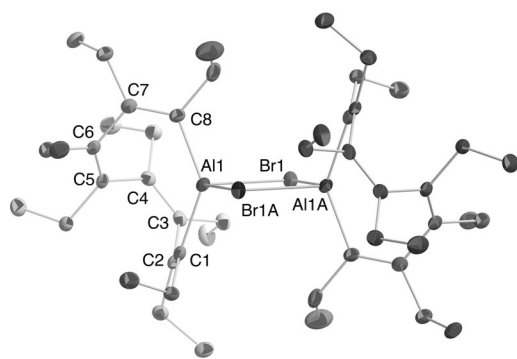


Figure 1. Crystal structure of **2** (thermal ellipsoids set at 50% probability). Hydrogen atoms are omitted for clarity. Selected bond lengths [Å], bond angles [°], and torsion angles [°]: Al1–Br1 2.5453(11), Al1–Br1A 2.4694(12), Al1–C1 1.964(2), Al1–C8 1.959(2), C1–C2 1.346(3), C2–C3 1.498(3), C3–C4 1.352(3), C4–C5 1.516(3), C5–C6 1.347(3), C6–C7 1.490(3), C7–C8 1.343(3); C1–Al1–C8 139.31(10), C1–Al1–Br1 103.34(7), C1–Al1–Br1A 106.44(7), C8–Al1–Br1 101.67(7), C8–Al1–Br1A 106.22(8), Br1–Al1–Br1A 87.52(3), Al1–Br1–Al1A 92.49(3); C1–C2–C3–C4 –62.9(3), C3–C4–C5–C6 122.9(2), C5–C6–C7–C8 –54.5(3).

(Tip = 2,4,6-triisopropylphenyl; 2.500(3) and 2.475(4) Å).^[8] The AlC₈ nine-membered ring of **2** exhibits a highly twisted, pseudo C₂-symmetric conformation. The torsion angles between the adjacent C=C double bonds are –62.9(3), 122.9(2), and –54.5(3)°. The twisted structure of **2** is corroborated by the DFT calculations on the parent compound HAlC₈H₈, which revealed that the twisted C₂-symmetric conformation corresponds to the energy minimum of the AlC₈ nine-membered ring.^[9]

In the ¹H NMR spectrum of **2**, the methylene protons of the ethyl substituents adjacent to the aluminum center (that is, the ethyl groups attached to the C1 and C8 atoms in Figure 1) exhibited an ABX₃ pattern signal, showing that these methylene protons are diastereotopic. Signals for the other methylene protons also showed complicated multiplet signals, probably because of the overlapping of ABX₃ patterns. The ¹H NMR spectrum did not show notable changes between 25 and 60 °C in C₆D₆. These spectral data suggest that the pseudo C₂-symmetric structure of the AlC₈ nine-membered ring detected in the crystalline state is retained in solution and that ring inversion is slow on the NMR timescale.

Treatment of **2** with THF afforded THF complex **4** as a colorless solid, and its structure was elucidated by single-crystal X-ray diffraction (Figure 2).^[10] The Al1–O1 distance in **4** (1.9381(12) Å) is comparable to those detected for the THF complexes of sterically hindered aluminas Mes₂RAI (R = Mes, 1.969(5) Å; R = Et, 1.934(4) Å; R = Cl, 1.890(5), 1.898(5) Å),^[11] demonstrating the moderate Lewis acidity of **2**. Similarly to the case of **2**, the AlC₈ nine-membered ring of **4** exhibited a highly twisted conformation with a pseudo C₂-axis passing through the Al1 atom and the midpoint of the C4–C5 bond.

To obtain information on the mechanism of the formation of **2** and **3**, the reaction of **1** with [D₁₀]-3-hexyne was carried out. After heating the mixture at 60 °C for 2 days, the mass spectrum of the hydrolyzed reaction mixture suggested the

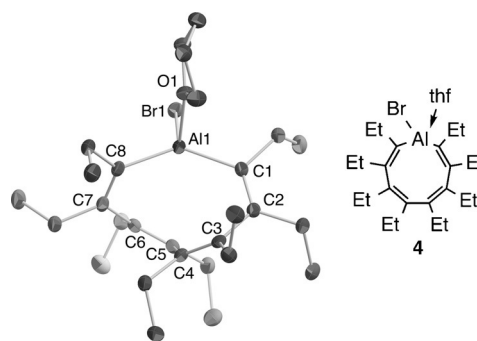
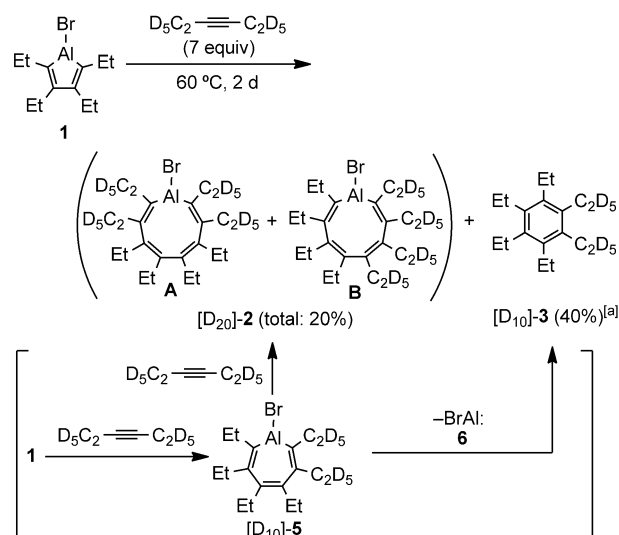


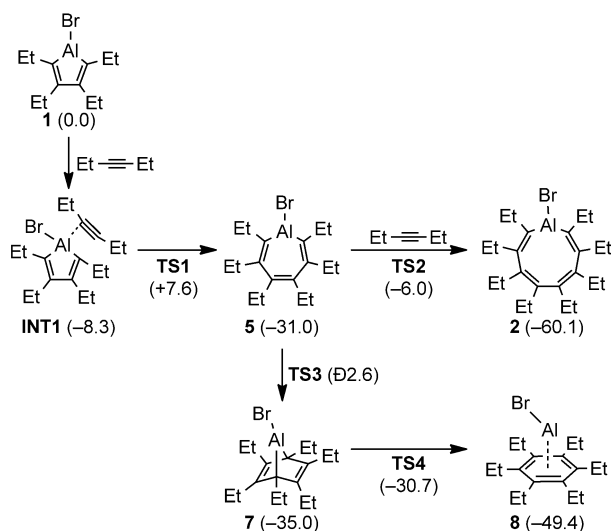
Figure 2. Crystal structure of complex **4** (thermal ellipsoids set at 50% probability). Hydrogen atoms are omitted for clarity. Selected bond lengths [Å], bond angles [°], and torsion angles [°]: Al1–Br1 2.3722(5), Al1–O1 1.9381(12), Al1–C1 1.9736(16), Al1–C8 1.9772(17), C1–C2 1.352(2), C2–C3 1.497(2), C3–C4 1.348(2), C4–C5 1.507(2), C5–C6 1.356(2), C6–C7 1.490(3), C7–C8 1.347(2); C1–Al1–C8 135.41(7), C1–Al1–Br1 107.42(5), C1–Al1–O1 97.08(6), C8–Al1–Br1 109.47(5), C8–Al1–O1 102.16(6), O1–Al1–Br1 97.30(4); C1–C2–C3–C4 53.4(2), C3–C4–C5–C6 –125.37(17), C5–C6–C7–C8 63.3(2).

generation of [D₂₀]-**2** and hexaethylbenzene [D₁₀]-**3** (Scheme 3). Resonance signals in the ¹H NMR spectrum of [D₂₀]-**2** indicated that two compounds, **A** and **B**, were present in a 1:1 ratio. These experimental data can be explained by generation of the alumacycloheptatriene [D₁₀]-**5** as the key intermediate by the insertion of [D₁₀]-3-hexyne into an Al–C bond of alumole **1**.^[4,12] Further reaction of [D₁₀]-**5** with the second molecule of [D₁₀]-3-hexyne affords [D₂₀]-**2** as a one-to-one mixture of **A** and **B**. Meanwhile, reductive elimination of [D₁₀]-**5** would afford [D₁₀]-**3** accompanied by the extrusion of the aluminum(I) species BrAl: (**6**).^[13,14] Although attempts to trap transient species **6** have been unsuccessful so far, it might react with the alkyne to afford unidentified organoaluminum compounds.^[15]



Scheme 3. Reaction of **1** with [D₁₀]-3-hexyne (D₅C₂–C≡C–C₂D₅). The scheme in square brackets shows the proposed reaction mechanism. [a] Yield estimated using ¹H NMR spectroscopy.

The mechanism for the reaction of alumole **1** with 3-hexyne was further investigated by DFT calculations at the M06-2X/6-31G(d) level of theory.^[16] The computed reaction profile is shown in Scheme 4. At the first stage, coordination



Scheme 4. Possible mechanism for the reaction of **1** with 3-hexyne. Relative Gibbs free energies (kcal mol^{-1}) were calculated at the M06-2X/6-31G(d) level of theory.

of 3-hexyne to the aluminum center of **1** affords pre-reactive complex **INT1** through an exothermic reaction ($\Delta G = -8.3 \text{ kcal mol}^{-1}$). After the formation of **INT1**, insertion of the coordinated 3-hexyne into the Al–C bond results in the exothermic formation of key intermediate **5**, which proceeds through **TS1** with a reaction barrier of $15.9 \text{ kcal mol}^{-1}$. Nucleophilic attack and reaction of the second molecule of 3-hexyne with **5** affords **2** by means of a strongly exothermic reaction ($\Delta G = -29.1 \text{ kcal mol}^{-1}$) through a reaction barrier of $25.0 \text{ kcal mol}^{-1}$ (**TS2**). Meanwhile, **5** can isomerize to 7-bromo-7-alumabicyclo[2.2.1]hepta-2,5-diene (**7**), which is slightly more stable compared to **5**, with an isomerization barrier of $28.4 \text{ kcal mol}^{-1}$ (**TS3**). Retro [1+4] cycloaddition of bicyclic intermediate **7** results in the exothermic formation of aluminum–arene complex **8** ($\Delta G = -14.4 \text{ kcal mol}^{-1}$) through a low reaction barrier of $4.3 \text{ kcal mol}^{-1}$ (**TS4**). The structure of the C_6Et_6 moiety of complex **8** is nearly the same as that of free hexaethylbenzene (**3**), indicating that there is only a weak interaction between the C_6Et_6 and BrAl moieties in **8**. Dissociation of complex **8** affords **3** as an isolable product, though the fate of the BrAl moiety remained unclear. These calculation results can explain the concentration effect of 3-hexyne on the product ratio of **2/3** as shown in Scheme 2. Because the reaction barrier for the insertion of 3-hexyne into **5** ($25.0 \text{ kcal mol}^{-1}$) is slightly lower than that for the isomerization from **5** to **7** ($28.4 \text{ kcal mol}^{-1}$), **2** was preferentially obtained under the neat reaction conditions. When the amount and concentration of 3-hexyne are decreased, the reaction of intermediate **5** and 3-hexyne is less feasible. Therefore, the reaction of **1** with 2 equivalents of 3-hexyne in

C_6D_6 afforded **3** as the major product, and **2** was generated as a trace product.

In conclusion, we have demonstrated that the reaction of alumole **1** with 3-hexyne affords **2** accompanied by the formation of benzene derivative **3**. Compound **2** is, to our knowledge, the first example of structurally characterized, stable alumacyclononatetraene derivative. The AlC_8 nine-membered ring of **2** exhibited a highly twisted, pseudo C_2 -symmetric structure both in the crystalline state and in solution. The crystallographic analysis of THF complex **4** suggested that **2** had moderate Lewis acidity. Products **2** and **3** were likely formed from the common intermediate alumacycloheptatriene **5**, as suggested by deuterium-labeling experiments and DFT calculations.

Experimental Section

Synthesis of 1-bromo-1-alumacyclonona-2,4,6,8-tetraene (2): A mixture of 1-bromoalumole (**1**; 0.521 g, 1.92 mmol) and 3-hexyne (2.85 g, 34.7 mmol) was stirred at 60°C for 1 d. After cooling the reaction mixture to room temperature, crude precipitated product **2** was collected by filtration and washed with cold hexane to afford pure **2** as a colorless, crystalline solid (0.281 g, 0.647 mmol, 34%).^[17] An aqueous solution of NaHCO_3 was added to the filtrate and the organic layer was separated. The aqueous layer was extracted with CH_2Cl_2 . The combined organic layer was dried over MgSO_4 and evaporated under reduced pressure. The residue was purified by silica gel chromatography (using hexane as eluent) to afford hexaethylbenzene (**3**) as a colorless solid (0.101 g, 0.410 mmol, 21%).^[18]

Keywords: alkynes · aluminum · DFT calculations · ring expansion · structure elucidation

How to cite: *Angew. Chem. Int. Ed.* **2015**, *54*, 9568–9571
Angew. Chem. **2015**, *127*, 9704–9707

- a) J. J. Eisch, J. E. Galle, *J. Am. Chem. Soc.* **1975**, *97*, 4436; b) J. J. Eisch, J. E. Galle, B. Shafii, A. L. Rheingold, *Organometallics* **1990**, *9*, 2342; c) C. Fan, W. E. Piers, M. Parvez, R. McDonald, *Organometallics* **2010**, *29*, 5132.
- For reaction of an in situ generated alumole derivative with aldehydes, see: Z. Xi, P. Li, *Angew. Chem. Int. Ed.* **2000**, *39*, 2950; *Angew. Chem.* **2000**, *112*, 3057.
- J. J. Eisch, W. C. Kaska, *J. Am. Chem. Soc.* **1966**, *88*, 2976.
- J. J. Eisch, R. L. Harrell, Jr., *J. Organomet. Chem.* **1969**, *20*, 257.
- a) T. Agou, T. Wasano, P. Jin, S. Nagase, N. Tokitoh, *Angew. Chem. Int. Ed.* **2013**, *52*, 10031; *Angew. Chem.* **2013**, *125*, 10215; b) T. Agou, T. Wasano, T. Sasamori, N. Tokitoh, *J. Phys. Org. Chem.* **2015**, *28*, 104.
- a) T. Wasano, T. Agou, T. Sasamori, N. Tokitoh, *Chem. Commun.* **2014**, *50*, 8148; b) T. Agou, T. Wasano, T. Sasamori, N. Tokitoh, *Organometallics* **2014**, *33*, 6963.
- Crystallographic data for **2**: Empirical formula $\text{C}_{24}\text{H}_{40}\text{AlBr}$, $M_r = 435.45$, -170°C , triclinic, $P-1$ (no. 2), $a = 8.512(3)$, $b = 9.956(4)$, $c = 14.471(5)$ Å, $\alpha = 96.188(3)$, $\beta = 96.656(4)$, $\gamma = 107.022(5)^\circ$, $V = 1151.7(8)$ Å³, $\rho_{\text{calcd}} = 1.256 \text{ g cm}^{-3}$, $\mu = 1.829 \text{ mm}^{-1}$, $Z = 2$, $2.41 \leq \theta \leq 25.50$, reflections collected 10177, independent reflections 4264 ($R_{\text{int}} = 0.0375$), completeness to $\theta(25.24^\circ) = 99.5\%$, GOF 1.087, R_1 [$I > 2\sigma(I)$] = 0.0320, wR_2 (all data) = 0.0765, largest difference peak and hole 0.805 and -0.271 e Å^{-3} , CCDC 1059006.
- M. A. Petrie, P. P. Power, H. V. Rasika Dias, K. Ruhlandt-Senge, K. M. Waggoner, R. Wehmschulte, *Organometallics* **1993**, *12*, 1086.

- [9] a) P. von Ragué Schleyer, L. Nyulászi, T. Kárpáti, *Eur. J. Org. Chem.* **2003**, 1923; b) M. Elango, V. Subramanian, *J. Phys. Chem. A* **2005**, *109*, 11870.
- [10] Crystallographic data for **4**: Empirical formula $C_{28}H_{48}AlBrO$, $M_r = 507.55$, -170°C , triclinic, $P-1$ (no. 2), $a = 8.4083(1)$, $b = 10.6258(2)$, $c = 16.4221(3)$ Å, $\alpha = 84.6838(9)$, $\beta = 79.7948(12)$, $\gamma = 72.6920(16)^\circ$, $V = 1377.39(4)$ Å³, $\rho_{\text{calcd}} = 1.224$ g cm⁻³, $\mu = 1.541$ mm⁻¹, $Z = 2$, $3.04 \leq \theta \leq 25.50$, reflections collected 31062, independent reflections 5075 ($R_{\text{int}} = 0.0428$), completeness to $\theta(25.24^\circ) = 99.0\%$, GOF on F^2 1.109, R_1 [$I > 2\sigma(I)$] = 0.0261, wR_2 (all data) = 0.0678, largest difference peak and hole 0.446 and -0.235 e Å⁻³. CCDC 1401074.
- [11] a) M. S. Lalama, J. Kampf, D. G. Dick, J. P. Oliver, *Organometallics* **1995**, *14*, 495; b) V. S. J. De Mel, J. P. Oliver, *Organometallics* **1989**, *8*, 827.
- [12] For isolable derivatives related to **5**, see: K. Yoshida, T. Furuyama, C. Wang, A. Muranaka, D. Hashizume, S. Yasuike, M. Uchiyama, *J. Org. Chem.* **2012**, *77*, 729.
- [13] For reviews on the properties of aluminum(I) halides, see: a) C. Dohmeier, D. Loos, H. Schnöckel, *Angew. Chem. Int. Ed. Engl.* **1996**, *35*, 129; *Angew. Chem.* **1996**, *108*, 141; b) G. Linti, H. Schnöckel, W. Uhl, N. Wiberg, in *Molecular Clusters of the Main Group Elements* (Eds.: M. Driess, H. Nöth), Wiley-VCH, Weinheim, **2004**, pp. 126–168; c) H. Schnöckel, A. Schnepf, in *The Group 13 Metals Aluminium, Gallium, Indium and Thallium: Chemical Patterns and Peculiarities* (Eds.: S. Aldridge, A. J. Downs), Wiley, Chichester, **2011**, pp. 402–488; d) R. J. Wehm-schulte in *Modern Organoaluminum Reagents, Topics in Organometallic Chemistry 41* (Eds.: S. Woodward, S. Dagorne), Springer, Heidelberg, **2013**, pp. 91–124.
- [14] A similar mechanism was proposed for the formation of hexamethylbenzene from the reaction of $ClAl\cdot$ and 2-butyne. See: C. Üffing, A. Ecker, R. Köppe, K. Merzweiler, H. Schnöckel, *Chem. Eur. J.* **1998**, *4*, 2142.
- [15] 3-Hexene was detected by GC–MS analysis of the hydrolyzed reaction mixture, indicating the generation of 1,4-dibromo-1,4-dialuma-2,3,5,6-tetraethylcyclohexa-2,5-diene as an aluminum-containing byproduct. For formation of 1,4-dialumacyclohexa-2,5-diene derivatives from $XAl\cdot$ ($X = Cl, Br$) and internal alkynes, see: H. Schnöckel, M. Leimkühler, R. Lotz, R. Mattes, *Angew. Chem. Int. Ed. Engl.* **1986**, *25*, 921; *Angew. Chem.* **1986**, *98*, 929. See also ref. [12].
- [16] Y. Zhao, D. G. Truhlar, *Theor. Chem. Acc.* **2008**, *120*, 215.
- [17] For the characterization data of **2**, see the Supporting Information.
- [18] Hexaethylbenzene (**3**) was identified by the comparison of its spectroscopic data with those reported previously. See: T. Takahashi, F.-Y. Tsai, Y. Li, K. Nakajima, M. Kotora, *J. Am. Chem. Soc.* **1999**, *121*, 11093.

Received: May 18, 2015

Published online: June 26, 2015